

THARAKA-NITHI COUNTY

To understand voter preferences in Tharaka-Nithi County, Mizani Africa conducted an Opinion Survey between 1st & 11th February 2022 across 3 Constituencies

METHODOLOGY

Sampling

Random Sampling distributed proportionate to population size across 3 Constituencies in Tharaka-Nithi County

Sample Size

1,063

Across Tharaka-Nithi County

Sampling Error

+/- 3 with a 95% confidence level



Duration

1st to 11th February, 2022

Data Collection

Telephonic interviews were conducted

Population

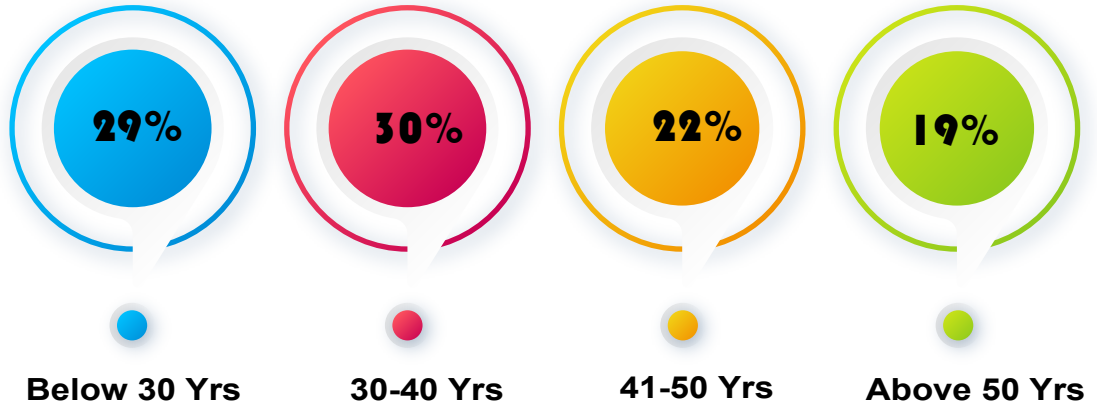
Tharaka-Nithi County adults of 18 years & above living in rural & urban areas.

Survey Sponsor

MIZANI SOFT AFRICA

DEMOGRAPHICS

Age



Gender



GUBERNATORIAL SEAT

Comparative Analysis of Possible Aspirants

Voters were asked whom they would vote for as their Governor, if elections were held today?



43.9%

MUTHOMI NJUKI



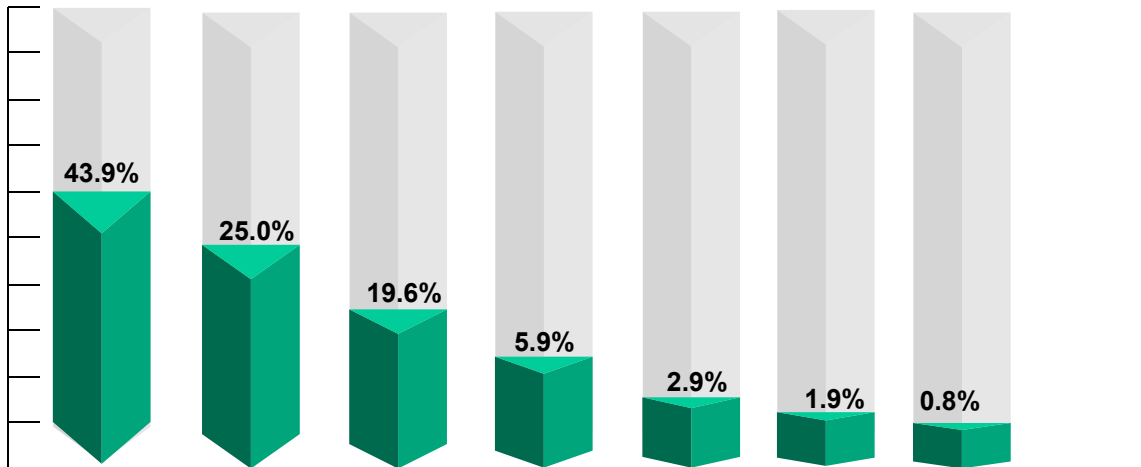
25.0%

PROF NJOKA



19.6%

KITHURE KINDIKI



Muthomi Njuki

Prof Njoka

Kithure Kindiki

Felix Mbiuki

Mzalendo Kibunja

Undecided

Others

THARAKA-NITHI COUNTY

SENATORIAL SEAT

Comparative Analysis of Possible Aspirants

Voters were asked whom they would vote for as their Senator, if elections were held today?



39.6%

SAMUEL RAGWA



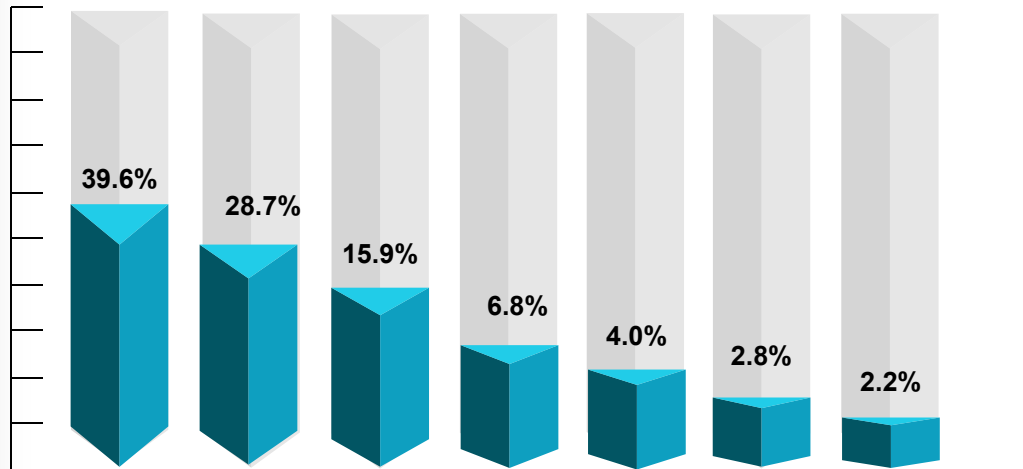
28.7%

ONESMAS MWIRICHIA



15.9%

PAUL MUGAMBI



Samuel Ragwa

Onesmas Mwirichia

Paul Mugambi

Ngece Kunga

Martin Mugambi

Undecided

Others

THARAKA-NITHI COUNTY

Comparative Analysis of Possible Aspirants

**WOMAN REP.
SEAT**

Voters were asked whom they would vote for as their Women Rep, if elections were held today?



32.2%

**SUSAN NGUGI
WA MWINDU**



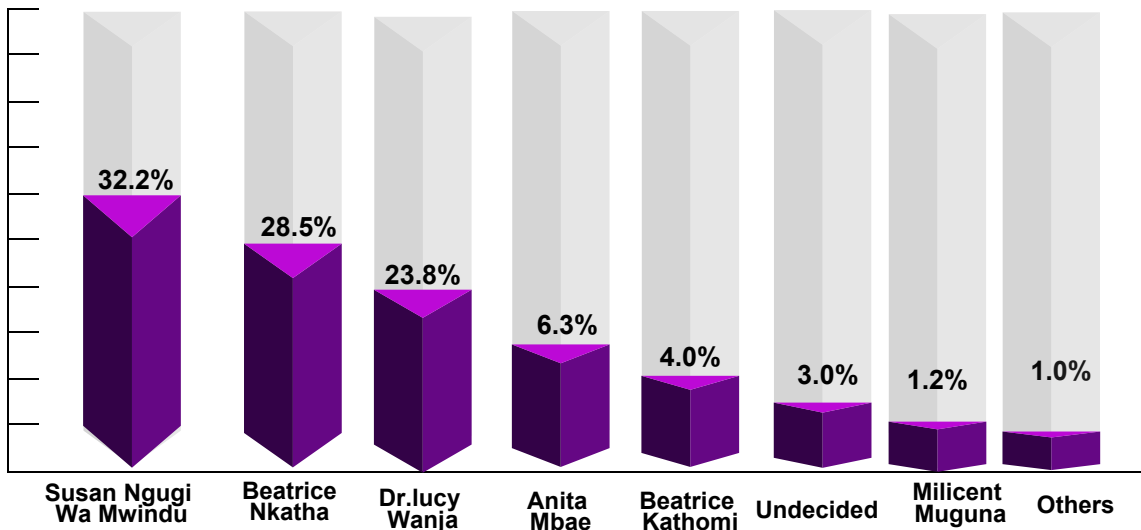
28.5%

**BEATRICE
NKATHA**



23.8%

**DR. LUCY
WANJA**

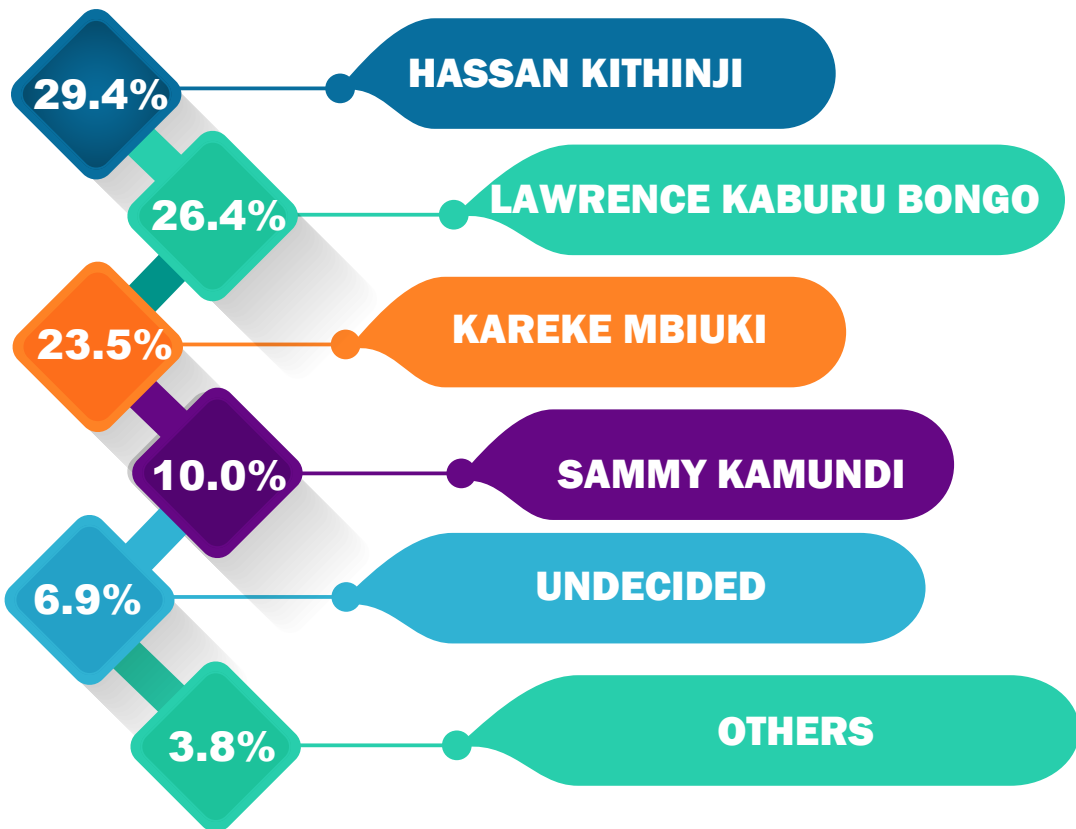


THARAKA-NITHI COUNTY

Comparative Analysis of Possible Aspirants

Voters were asked whom they would vote for as their Member of Parliament, if elections were held today?

MAARA CONSTITUENCY

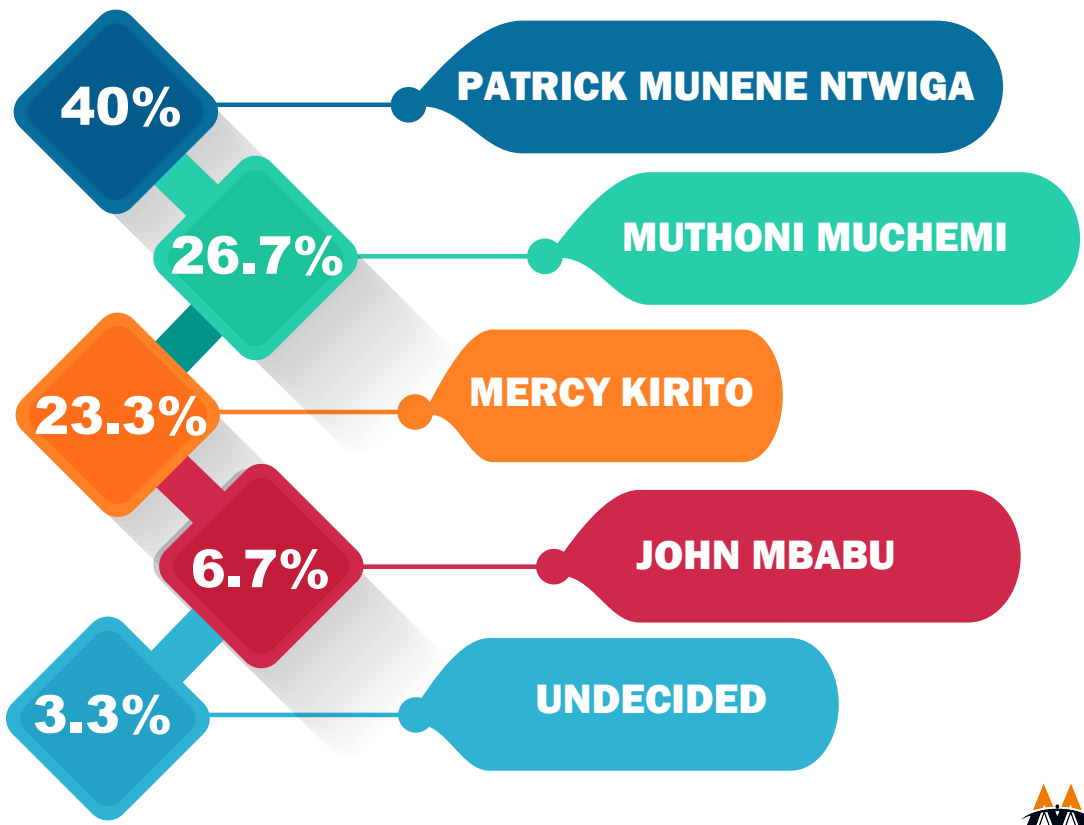


**PARLIAMENTARIAN
SEAT**

Comparative Analysis of Possible Aspirants

Voters were asked whom they would vote for as their Member of Parliament, if elections were held today?

CHUKA/IGAMBA NG`OMBE CONSTITUENCY

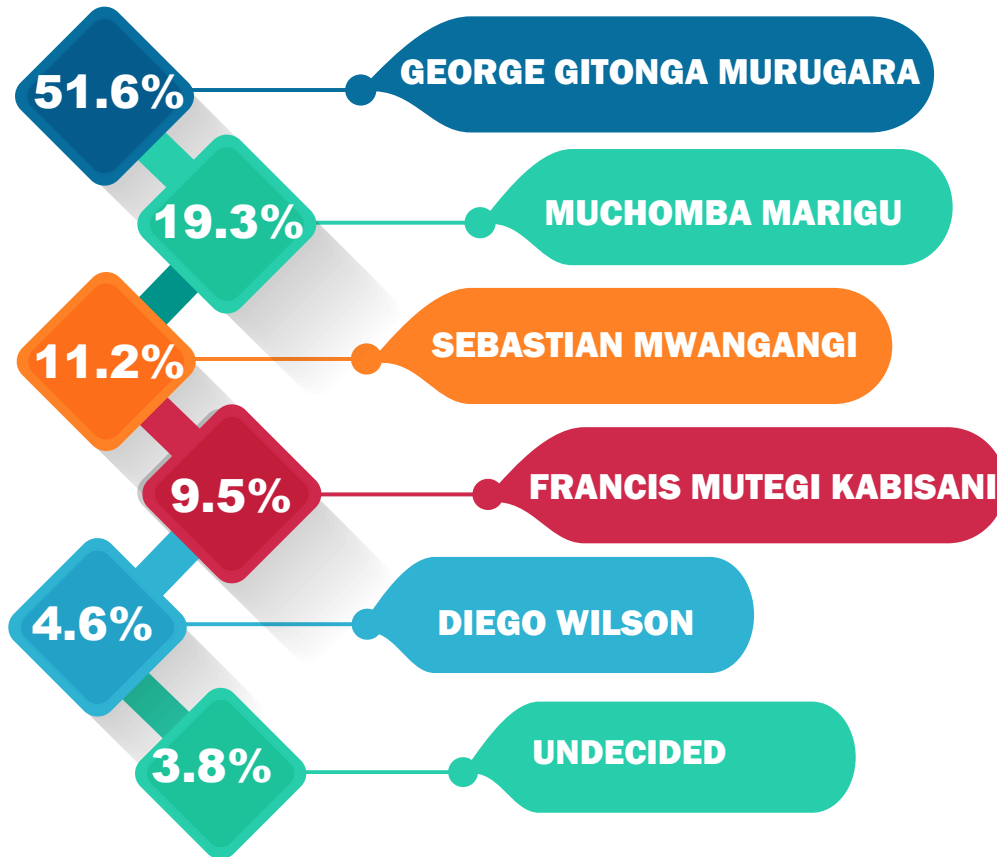


**PARLIAMENTARIAN
SEAT**

Comparative Analysis of Possible Aspirants

Voters were asked whom they would vote for as their Member of Parliament, if elections were held today?

THARAKA CONSTITUENCY



Comparative Analysis of Possible Aspirants

Voters were asked whom they would vote for as their President, if elections were held today

**PRESIDENTIAL
SEAT**

THARAKA-NITHI COUNTY



WILLIAM RUTO

72.6%



RAILA ODINGA

18.5%



KALONZO MUSYOKA

5.2%



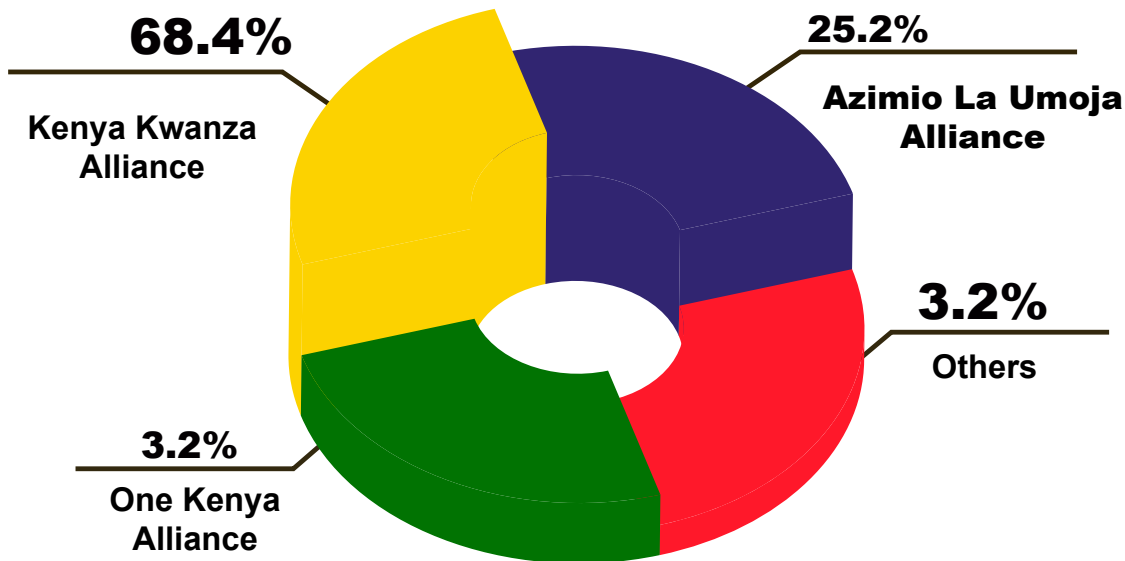
OTHERS

3.7%

POLITICAL PARTIES

Comparative Analysis of Political Parties

Voters were asked which would be their most Preferred Political Party Alliances if the election were held today.



THARAKA-NITHI COUNTY



**Opinion Poll
FEB 2022**



**+25473555518
+25473555512**



@Mizaniafrica



@mizaniafrica

